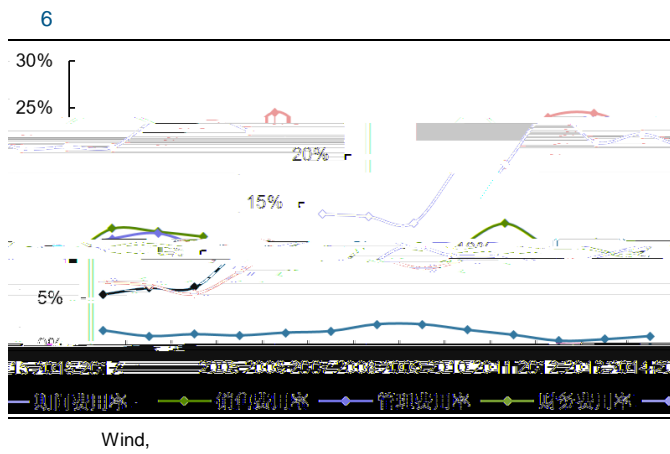
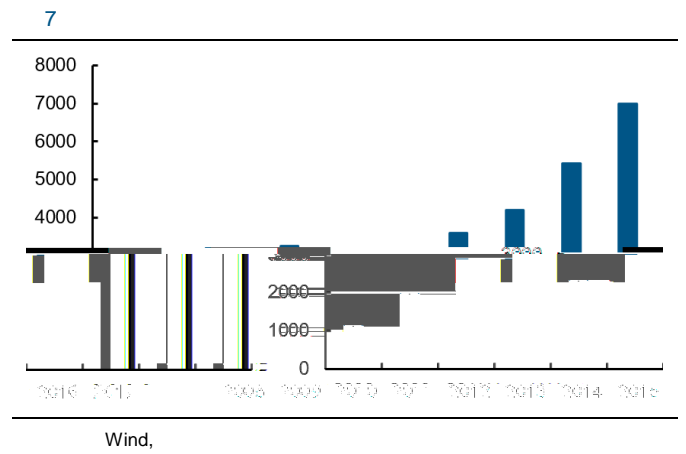


2019



2019



1


/

| | | | | | |
|------|--------|-------|-------|-------|-------|
| 2015 | 126.65 | 99.63 | 71.03 | 70.60 | 86.97 |
|------|--------|-------|-------|-------|-------|

/

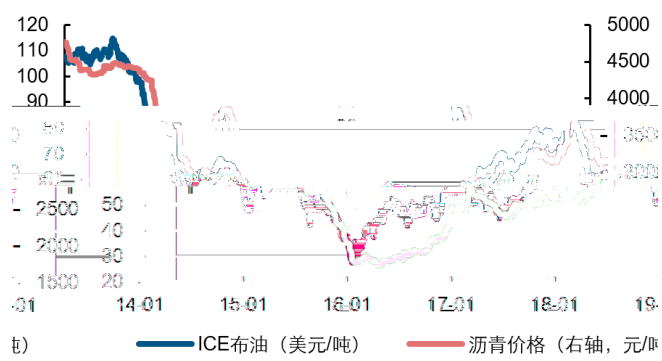
/

9



Wind

10



Wind

2019

2018-2020

EPS1.03 1.29 1.66 ²

PE16

13 10

² EPS

1198

29

200122

8

11

430015

33

15

100032

1

3

36

518048

10060000